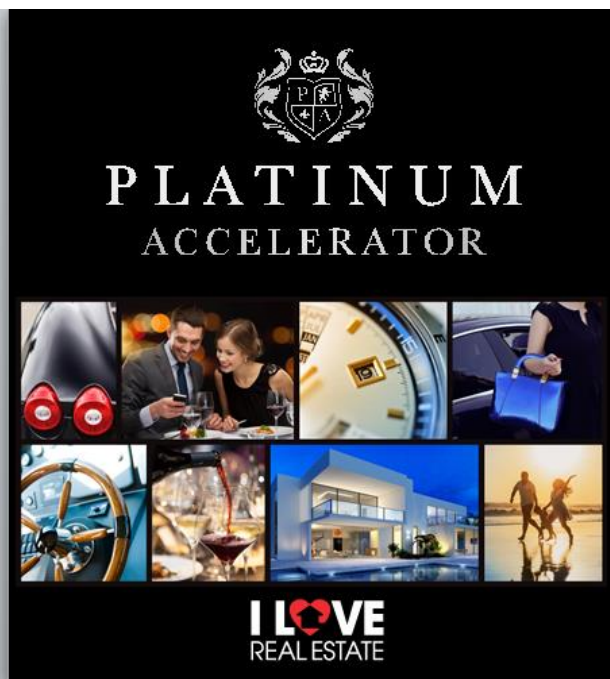




PLATINUM ACCELERATOR



Dual Lot Single Title, Boundary Realignment & House Relocation

Mastermind
Event

September

Phase 2a – Review Town Planning Requirements



- Car parking min: 1 per lot (6m front setback)
- Turn in car park setback min: 6m off side boundary

- Front lot minimum area: 400 m²
- Battle-axe lot min. area: 600 m²
- Battle-axe driveway min. width: 4 m
- Site cover max: 50%
- End produce min. frontage:
 - 10 m if < 450 m²
 - 15 m if ≥ 450 m²
- House side setback:
 - Lowset = 1.5 m
 - Highset = 2 m
- House rear setback: 3 m

I LOVE
REAL ESTATE

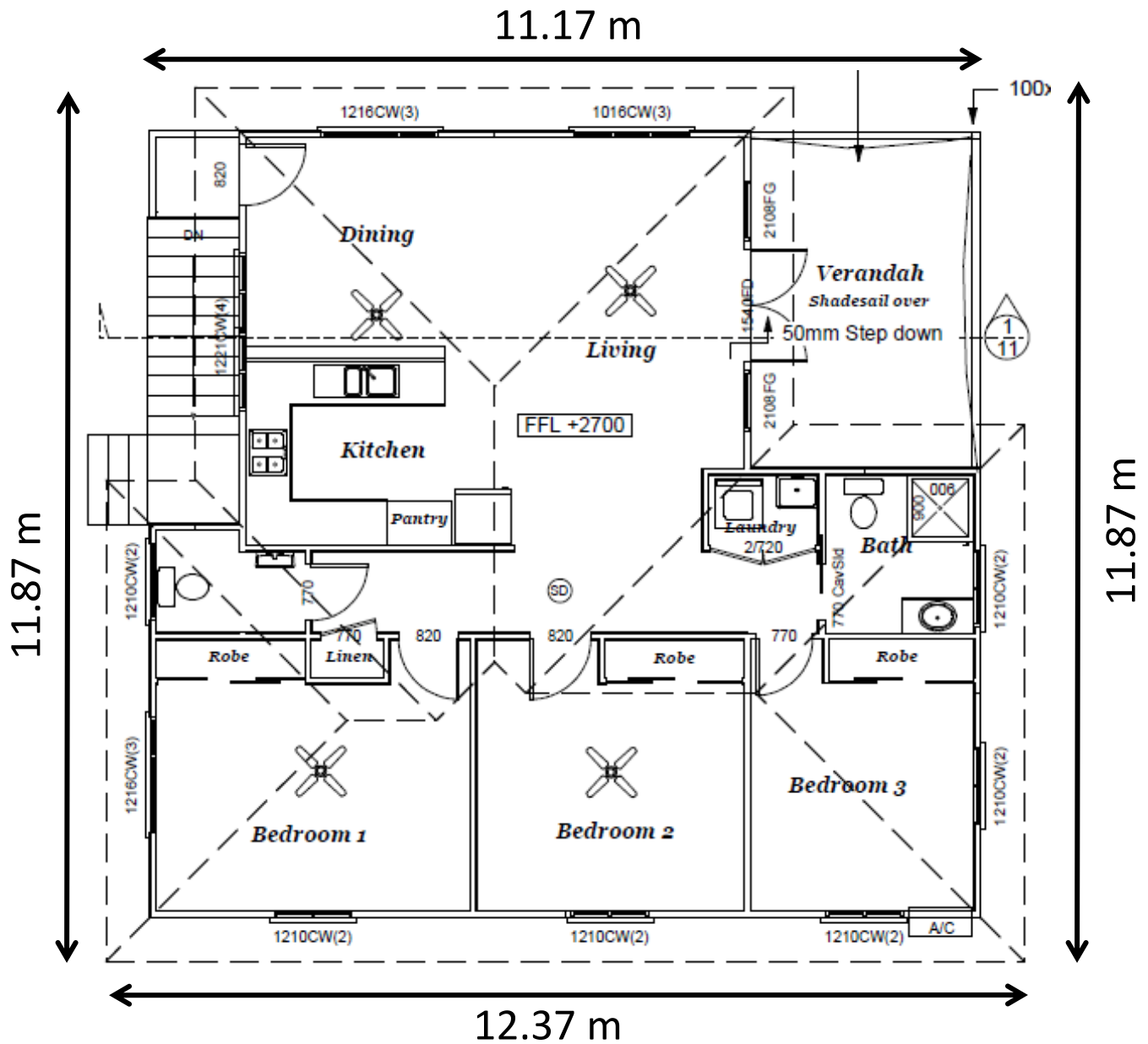


PLATINUM
ACCELERATOR

HOUSE 1

Measurements To Outer Most Projection (Includes 600mm Eaves)

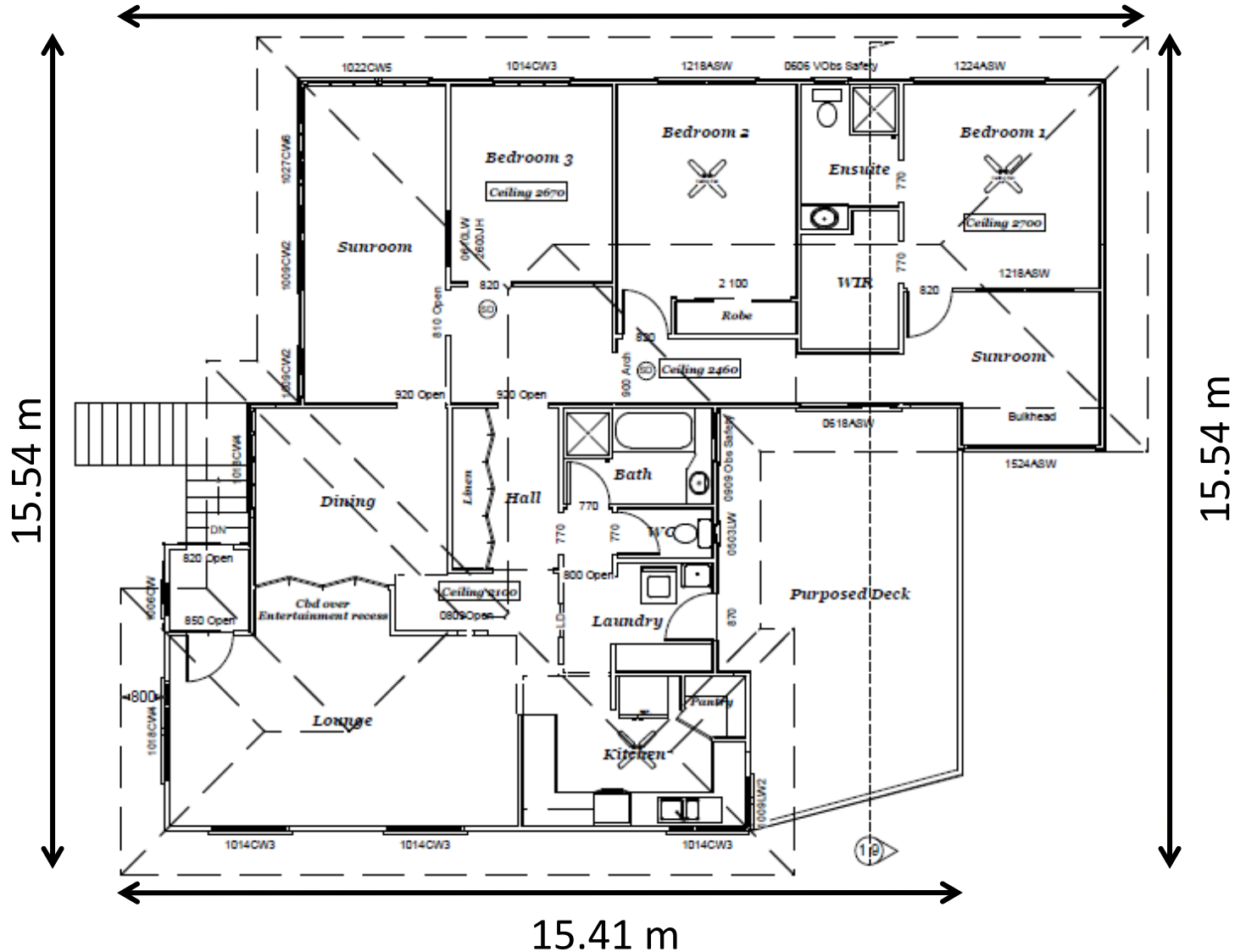
| FLOOR AREA | |
|--------------|--------------------|
| LIVING | 99.52 Sq M |
| ENTRY | 1.48 Sq M |
| VERANDAH | 14.33 Sq M |
| TOTAL | 115.33 Sq M |



HOUSE 3

Measurements To Outer Most Projection (Includes 920mm Eaves)

18.09 m



| FLOOR AREA | |
|--------------|---------------------|
| LIVING | 165.964 Sq M |
| VERANDAH | 30.811 Sq M |
| TOTAL | 196.775 Sq M |



PLATINUM
ACCELERATOR